



Table of Contents

Introduction

Physical Realm

Colonized Territories

Uncharted Destinations

World Map

Ecosystems

Environmental Descriptions

Flora

Fauna

Government Operations & Structure

Society / Class System

Technology

Religion / Belief Systems

Magic Systems

Humanoids

Monsters

Mythical Creatures

Additional Note & Diagram Pages

Conclusion

Introduction

The following pages will help you construct a beautiful, believable, and inspired world for your novel. Not every element will be relevant to your world. And not every detail you record here will make it into your story. However, I find that having a fully formed understanding of a world helps me to formulate a more concrete story.

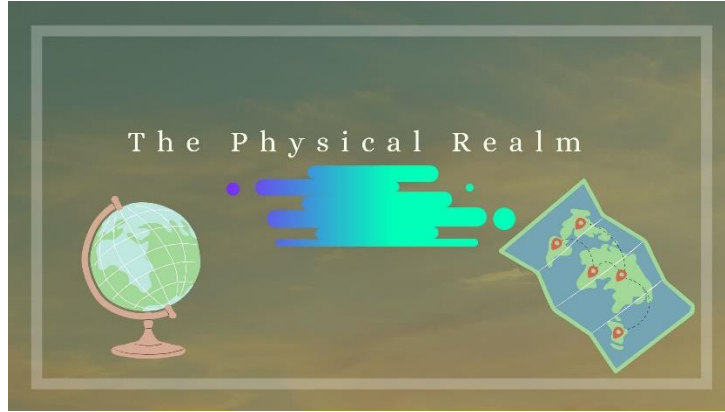
So, feel free to use what you want and discard the rest. Please try not to feel pressured to include everything you write down here in your story. Use it more as a springboard to form better scenes and plot structure.

As always, best of luck on your writing journey!

Love & Light,

Nicole

Note- This e-book is for your personal use only. You have permission to download and print copies for your personal use. However, the contents of this e-book are considered the intellectual property of inkwellspills.com and as such may not be reproduced, copied, or shared in any form (written, digital, or otherwise) without express written permission from the author.

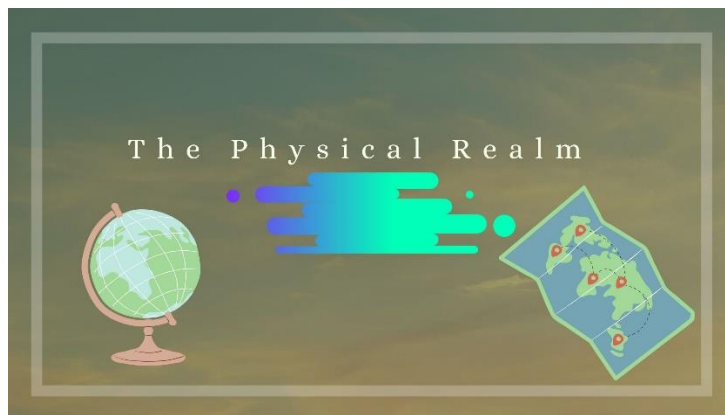


This is where you add descriptive details relevant to the physical realm of your world.

Colonized Territories:

These are areas that have people living in them. They have been mapped out and societies have developed there. Use the space below to describe how & why your colonized areas formed.

What do they look like? How is their makeup relevant to your storyline? Why did people settle in these areas? Are there buildings and other physical structures? Are there natural elements that helped people colonize that area?




Uncharted Territories:

These are areas without people (or at least that the main society of your world does not know about). They have a mysterious allure with a hint of danger. Use the space below to describe these unknown areas.

Where are they in relation to your colonized areas? What do they look like? Why are they uncharted? What makes them alluring? What makes them dangerous? Who could possibly live there that your current society does not yet know about? What other creatures live there?

World Building Workbook



Draw your world map.

(Or use this page a vision board for your world.)

World Building Workbook



This is where you add descriptive details about the ecosystem of your world. (Note – Ignore magical elements of the ecosystem for now, we will get to that later.)

I recommend keeping this limited to the colonized territories. However, you can add brief details for any relevant uncharted territories that will be part of your story.

Environmental Description:

Describe the environment. What is the weather like? What is the climate? Is there pollution? If so, what from? Are there toxins in the air, the water, or the ground?

World Building Workbook

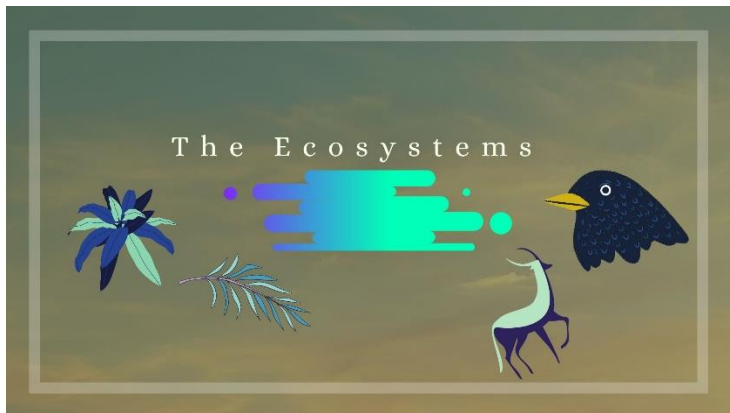


Flora:

Describe the plant life. What are the different types of trees, flowers, fruits and vegetables, and other plants? How do the people of the world interact with the fauna? Is it in any danger from something?

Are there poisonous plants? Are the plants used for healing / medicine?


World Building Workbook



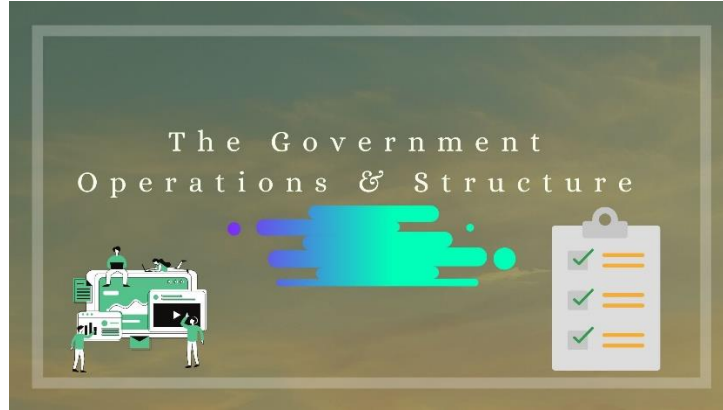
Fauna:

Describe the animal life. What do they look like? What do they eat? Are they a threat to society? What types of animals are there in the wild? What types of animals are kept as pets? How do the people of your world interact with the animals? Are they part of religious ceremonies? Are they in danger of extinction for any reason? If so, what?

World Building Workbook



Use this area to draw or map out any Important ecological information.



This is where you add descriptive details about the operations and structure of the government within your world.


Government Structure:

How is the government structured? Is it a tier system, or is there a roundtable council -or something else entirely? Is there a single leader or multiple? Is the leadership cruel and harsh, benevolent and kind, or neutral and unsympathetic? How important is the structure of the government to your story?

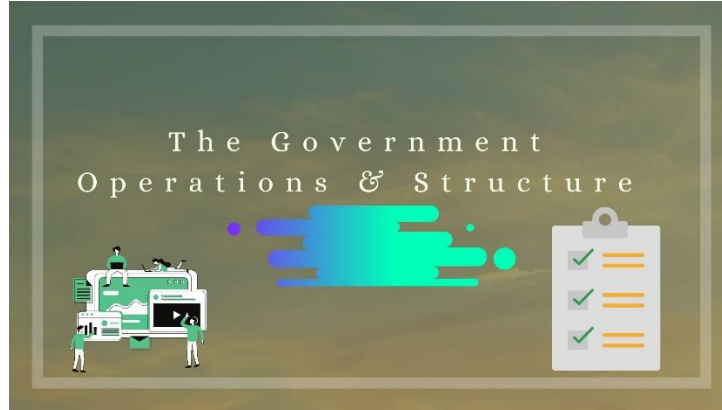
Why?

World Building Workbook

Use this area to draw a diagram of the government structure.



World Building Workbook




Government Operations:

How does the government operate? What are the logistics of the day to day functions for this government? How much control do they have over the people? In what way do they employ that control? Is there a military? Are there police and other emergency services? Does it have social services like food banks and shelters? Are there newspapers? Are the newspapers censored? Who controls the flow of information? Are there libraries, schools, or other educational facilities? Are there guilds, factions, etc...? If so, what are they and what do they do? Is there a magic element to the government, for example the Department of Ministries in Harry Potter? If so what is it and what does it do?

World Building Workbook

Use this area to draw or map out any Important governmental operations.

A large, empty rectangular box with a thin black border, intended for drawing or mapping out governmental operations. The box is centered on the page and occupies most of the vertical space below the instruction.



This is where you add descriptive details about the society and class systems within your world.

Society & Class Systems:


Describe your society and its class systems if there are any. What is the societal structure like? Are there wealthy and poor people? Does everyone have access to the same resources? If not, why not?

Is there a class system? If so, describe it in detail and how it is relevant to your story. How do the different classes interact? Is the society peaceful, aggressive, or somewhere in the middle? Are they a learned or primitive people? How industrialized is the society? How important is the societal structure and content to your storyline? Why?

World Building Workbook

Use this area to draw or map out the structure of your class system and any information relevant to your society.

A large, empty rectangular box with a thin black border, intended for drawing or mapping the class system and society structure.




This is where you add descriptive details about the technology within your world.

Technology:

Describe the technology of your world. Is there electricity, indoor plumbing, heating and cooling systems, farming, manufacturing, water maintenance systems, etc... Do they have advanced or primitive medical knowledge? Do they have advanced or primitive scientific knowledge? What about education? Do they have technological resources for education and teaching? Is technology important to how the society functions? If so, in what way? Does technology have an impact on the ecosystem? If so, how? Are there any futuristic or fictional technologies? How will you explain these new or fictional technologies in your story? Do you need to explain them? Why or why not?

World Building Workbook

Use this area to draw or map out any information about the technology of your world.

A large, empty rectangular box with a thin black border, intended for drawing or mapping out technology. The box is centered on the page and occupies most of the vertical space below the instruction.



This is where you add descriptive details about the religions and belief systems within your world.


Religion & Belief Systems

Describe the religious structure of your society. Is there religious freedom within your society? What are the religions? For each one answer the following questions: Are there multiple gods or just one?

Describe them in detail. What are the worship practices? Are there temples, churches, etc...? Are there religious education centers? What do they teach and how? Is your religion tied into your magic system? Is religion an area of contention? Have there been wars over religion? Does religion impact your society? If so, in what way? Is religion part of the government structure? If so, how? Are there other non-religious belief systems, like Buddhism or Wicken practices? If so what are they? How do they operate? What are they based on?

World Building Workbook

Use this area to draw or map out the structure of your religious systems and any information relevant to belief systems.

A large, empty rectangular box with a thin black border, intended for drawing or mapping out the structure of religious systems and belief systems.



This is where you add descriptive details about the magic systems within your world.

Magic Systems:

Describe the magic systems in your world. What is the source of magic in your world? How is that source used? Are there multiple forms of magic – kinetic, telepathic, etc...? What are the different types of magic, for example alchemy, conjuration, illusion, etc...? Does nature play a role in your magic system? If so, how? Are people educated in how to use magic? Is there a school for magic? Does everyone have access to the magic in your world? Does the government have any control over the magic system? If so, how much and in what way?

World Building Workbook




Diagram your magic system.

Or use this page as a vision board.


World Building Workbook



Humanoids:

Describe any humanoids in your world. Humanoids are people like elves, dwarves, gnomes, etc... Provide a description of each one. What do they look like? Do they speak a different language? How do they interact with the ecosystem of your world? Do they have different religious beliefs? If so, what are they? Are they part of your society or do they live in isolation? If they are part of the society, do they play any important roles? Are they part of the ruling class? Do they get along with humans and other humanoids?


World Building Workbook



Draw some of the humanoids within your world.

Or use this page as a vision board.

World Building Workbook



Draw some of the monsters within your world.


Or use this page as a vision board.



Mythical & Magical Creature:

Describe the mythical and magical creatures within your world. Mythical creatures are believed to exist or to have existed but there is no concrete proof of them. Yet they still play an important role in your story. Magical creatures are fictional creatures that do exist in your world and play an important role in your story. What do the creatures look like? What do they eat? Do they have magical powers? If so , what are they and how are they used? How do they interact with your ecosystem? How do they interact with your society? Which ones are wild? Which are kept as pets? Are any used in religious ceremonies? Are any worshipped as gods? Do they play a role in your magic system? If so how?

World Building Workbook




Draw some of the mythical creatures within your world.

Or use this page as a vision board.

The following pages are for additional notes and drawings. I only included one copy of each, but feel free to print off as many as you need.

World Building Workbook



Additional drawing & diagraming space for:



World Building Workbook



Conclusion

I hope you have found this workbook helpful. There are infinite details that could be mentioned when building a world. But I tried to choose the most important. Remember, there is no need to include all of this information in your novel. This workbook is designed as a focusing exercise to help you get more organized and to help you better understand your world.

Best of luck on your writing journey!

Love & Light,

Nicole

Note- This e-book is for your personal use only. You have permission to download and print copies for your personal use. However, the contents of this e-book are considered the intellectual property of Nicole Sattler and inkwellspills.com and as such may not be reproduced, copied, or shared in any form (written, digital, or otherwise) without express written permission from the author.