

# *The Snowflake Method - Workbook*

*A Ten Step Plotting Method*




*inkwellspills.com*

# THE SNOWFLAKE METHOD

## TEN STEPS TO PLOTTING YOUR NOVEL

- *One Sentence Summary*
- *Create Synopsis*
- *Characters- Quick Define*
- *Synopsis Growth*
- *Characters- Development & Exploration*
- *Storyline Expands & Forms*
- *Character Chart Creations*
- *Scene Construction*
- *Scene Development*
- *The First Draft Begins*

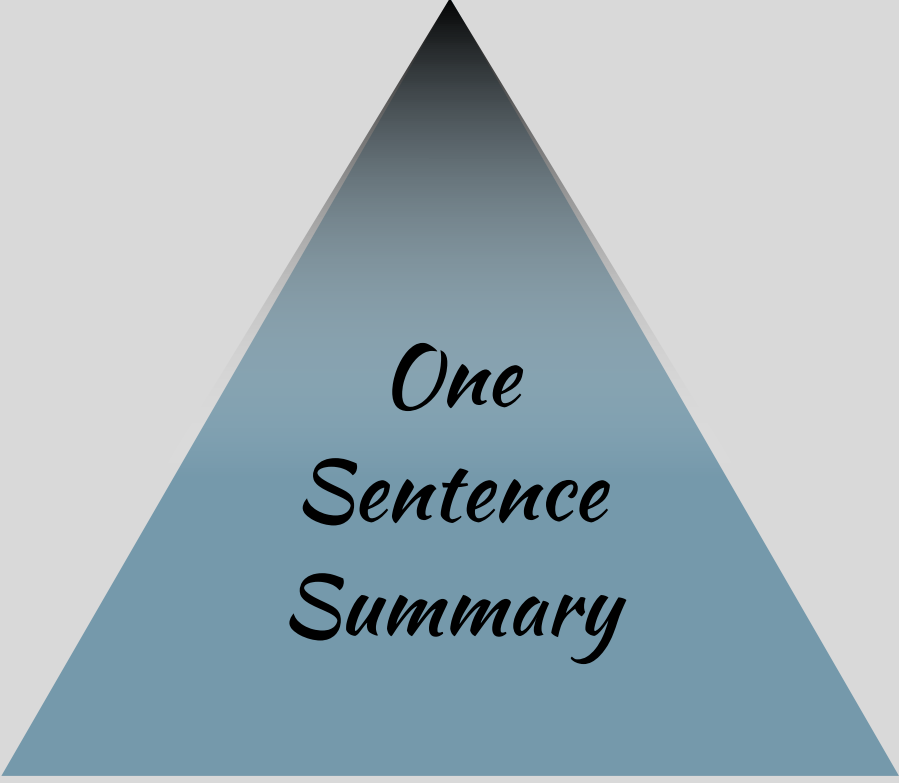


### NOTES

### PREMISE IDEAS:

- 
- 
- 
-

# STEP ONE



*One  
Sentence  
Summary*

*SUMMARIZE YOUR NOVEL IN ONE SENTENCE:*

---

---

---

---

---

---

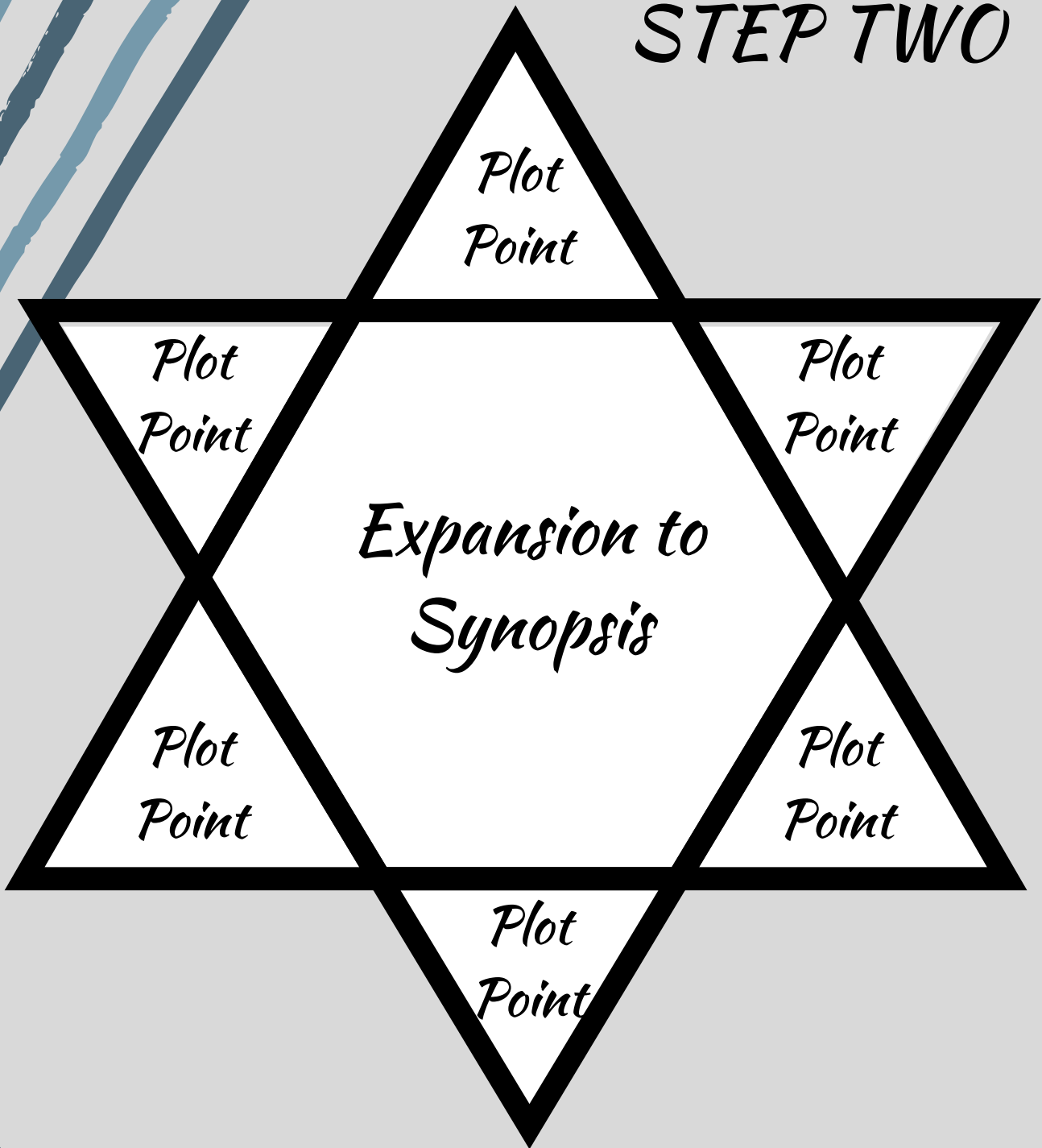
---

---

---

---

# STEP TWO



Notes

---

---

---

---

---

---

---

---

---

---

# Synopsis

## INTRODUCTION

---

---

---

---

---

---

## BEGINNING OF STORY

---

---

---

---

---

---

## MIDDLE OF STORY

---

---

---

---

---

---

## END OF STORY

---

---

---

---

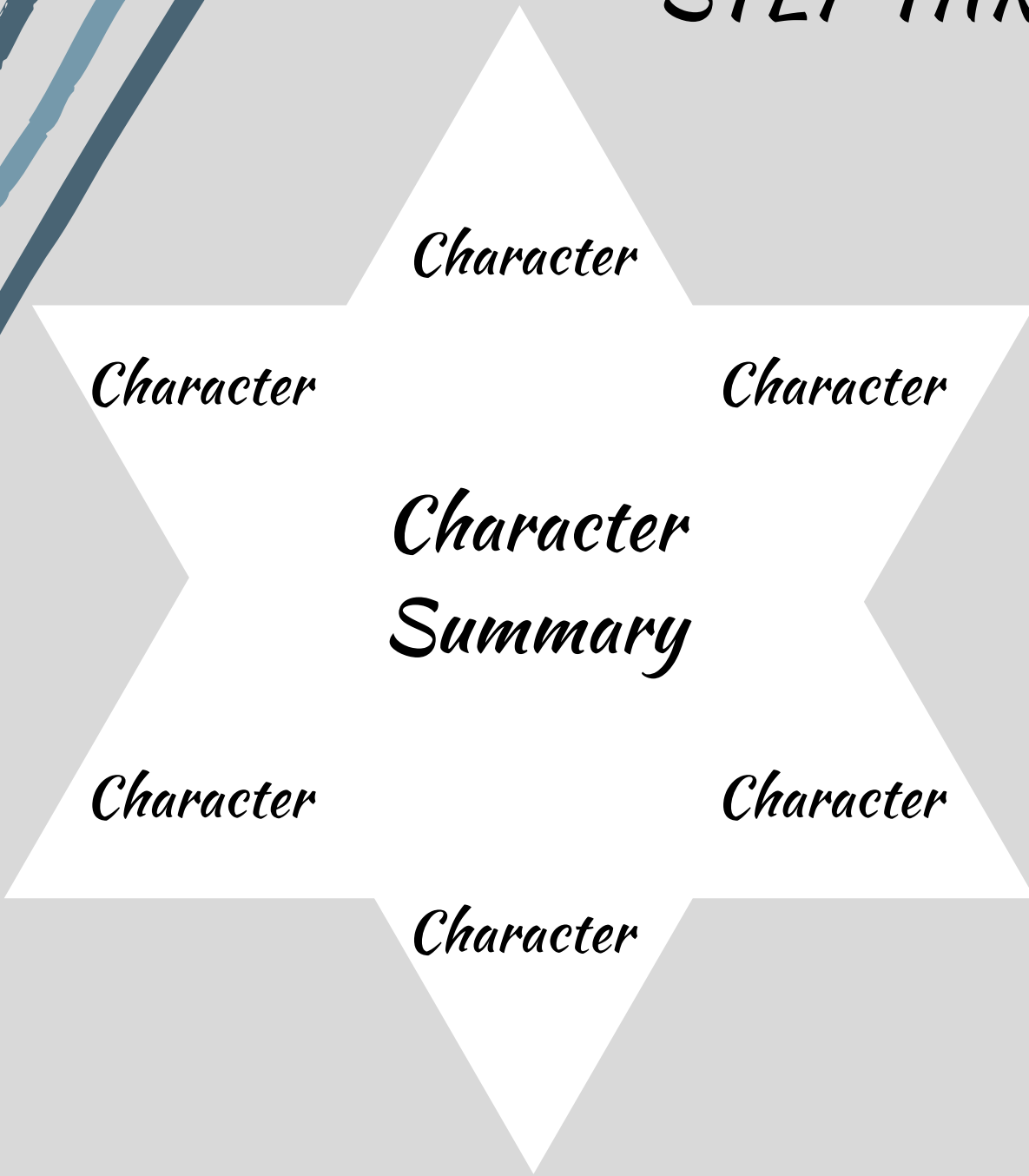
---

---

---

---

# STEP THREE



*Notes*

---

---

---

---

---

---

---

---

---

---

# Character Summaries inkwellspills.com

CHARACTER \_\_\_\_\_

---

---

---

---

---

---

CHARACTER \_\_\_\_\_

---

---

---

---

---

---

CHARACTER \_\_\_\_\_

---

---

---

---

---

---

CHARACTER \_\_\_\_\_

---

---

---

---

---

---

# STEP FOUR

Plot Point

Plot Point

Plot Point

*The Synopsis  
Grows*

Plot Point

Plot Point

Plot Point

Notes

---

---

---

---

---

---

---

---

---

---



# Plot Point Summaries inkwellspills.com

PLOT POINT \_\_\_\_\_

---

---

---

---

---

PLOT POINT \_\_\_\_\_

---

---

---

---

---

PLOT POINT \_\_\_\_\_

---

---

---

---

---

PLOT POINT \_\_\_\_\_

---

---

---

---

---

---


# PLOT POINT EXPANSION WORKSHEET

PRINT ONE FOR EACH PLOT POINT THAT  
NEEDS EXTRA ROOM


MAIN IDEA



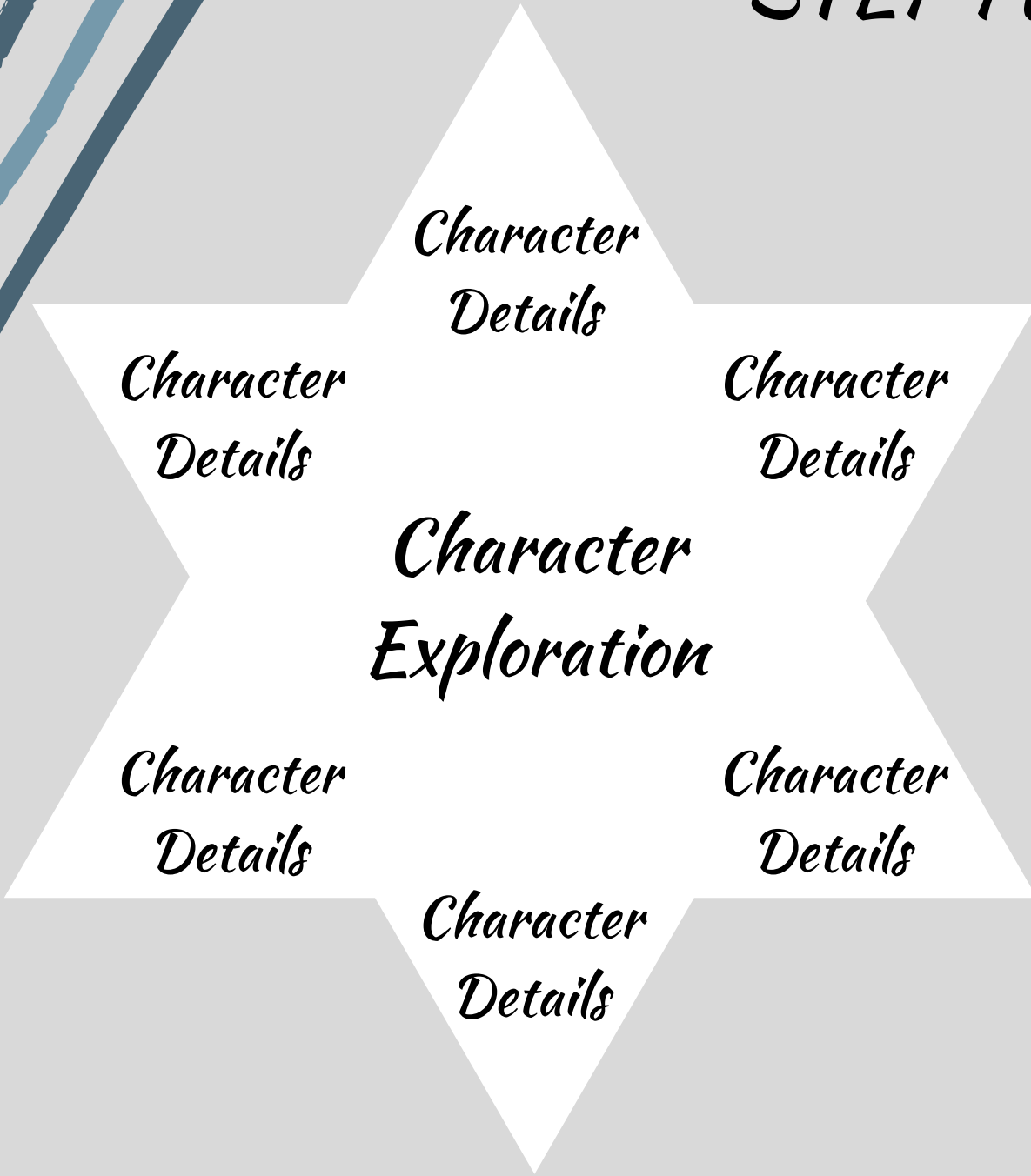
SECONDARY INFORMATION  
& NOTES



OTHER IMPORTANT DETAILS



# STEP FIVE



*Notes*

---

---

---

---

---

---

---

---

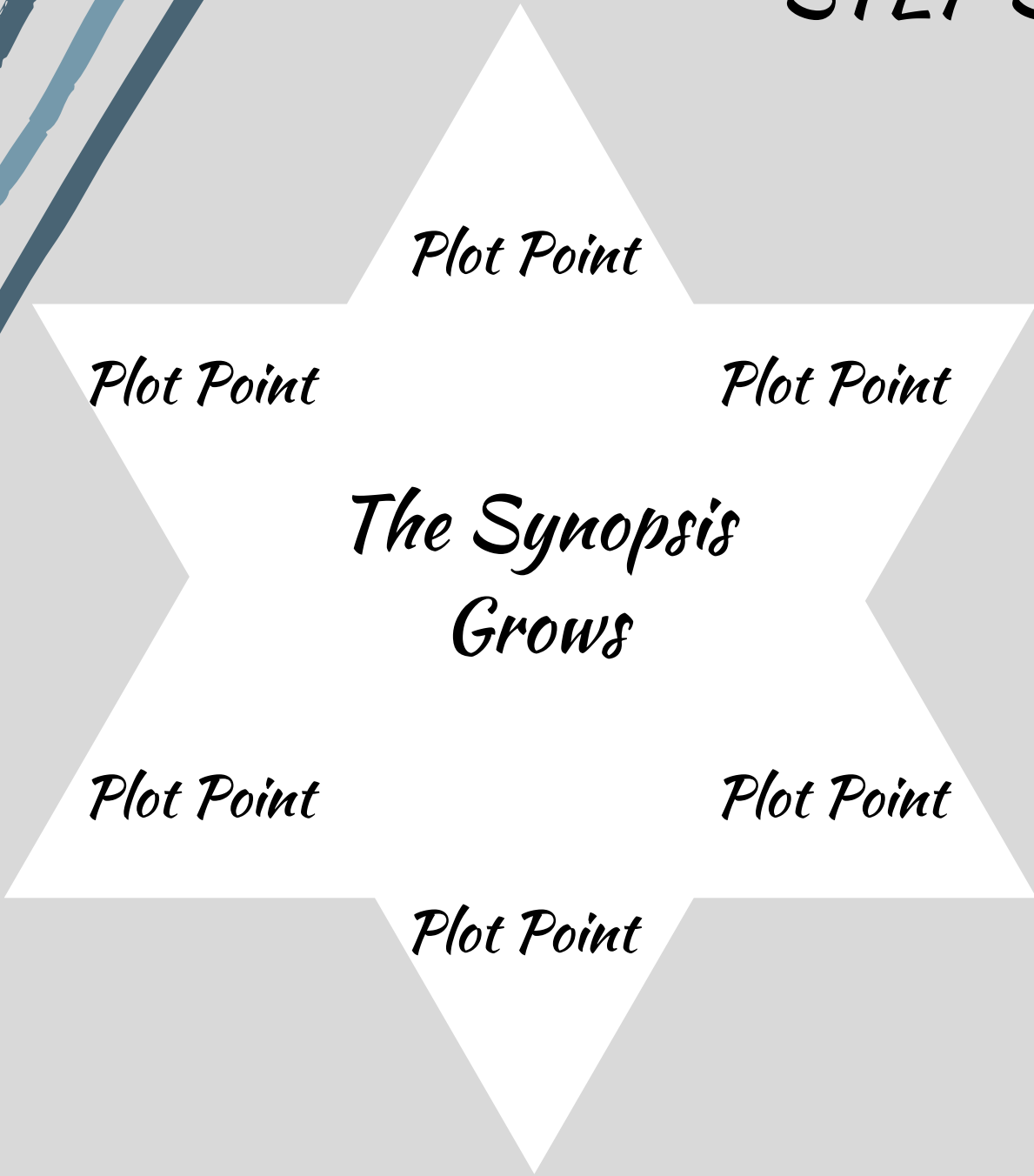
---

---

# Character Exploration Worksheet

CHARACGTER NAME & AGE		GOALS & MOTIVATION
BRIEF PHYSICAL DESCRIPTION		MAJOR STRUGGLES / WEAKNESSES
HOBBIES & QUIRKS		
PLOT POINT	CHARACTER ACTIONS	NOTES:
PLOT POINT	CHARACGTER ACTIONS	NOTES
PLOT POINT	CHARACTER ACTIONS	NOTES
PLOT POINT	CHARACATER ACTIONS	NOTES

# STEP SIX



*Notes*

---

---

---

---

---

---

---

---

---

---



# *Elaborating on Plot Points*



● *PLOT POINT KEY ELEMENT*

---


● *PLOT POINT KEY ELEMENT*

---

● *PLOT POINT KEY ELEMENT*

---

# Plot Point Expansion Sheet



# STEP SEVEN



*Creating  
Character  
Charts*

---

*Notes*

---

---

---

---

---

---

---

---

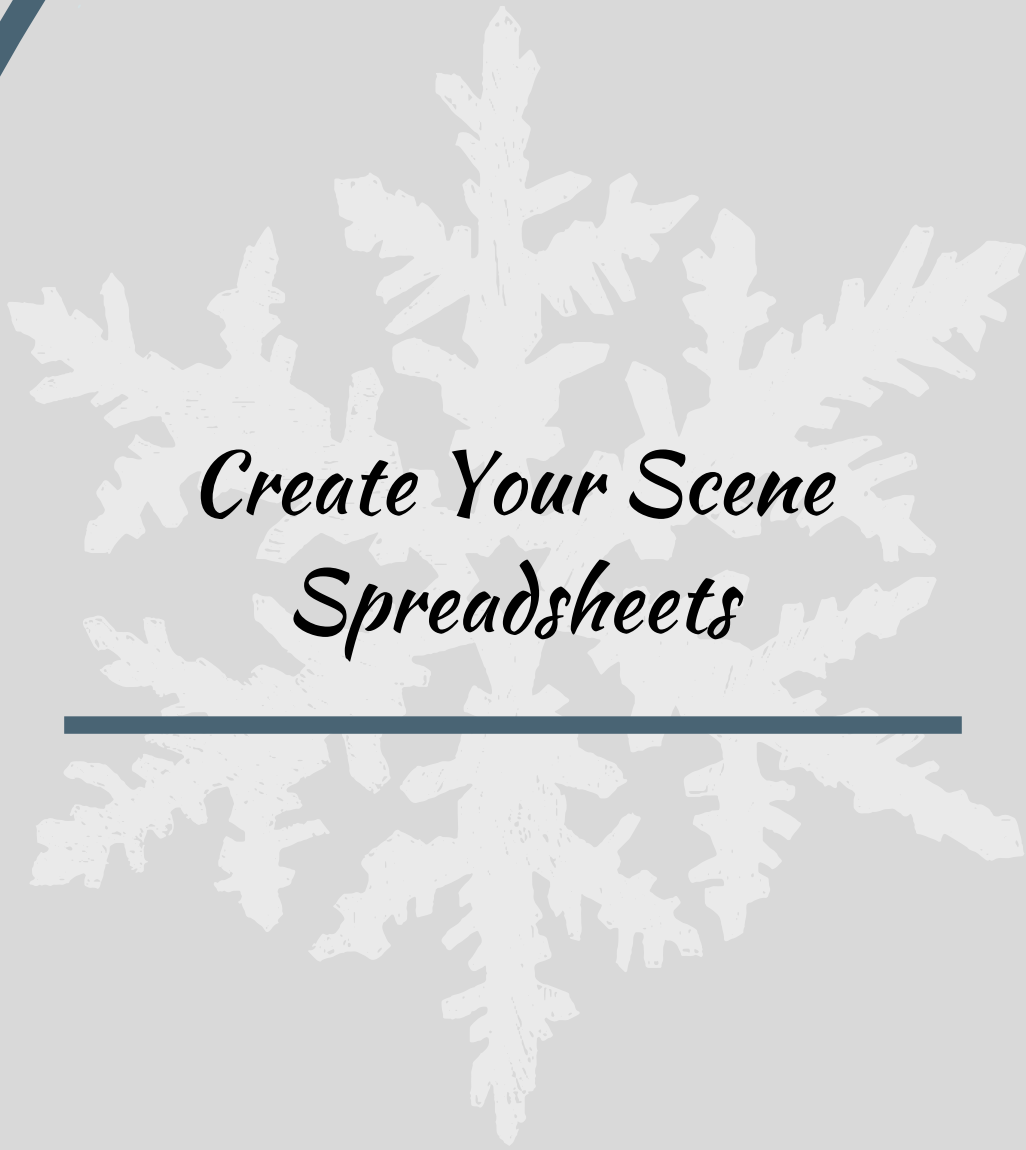
---

---





# STEP EIGHT



## Create Your Scene Spreadsheets

---

*Notes*

---

---

---

---

---

---

---

---

---

---

**SCENE:** \_\_\_\_\_

*Character Name:*

**Plot Point**



**Plot Point**

**Plot Point**

# STEP NINE

*Use Your Scene  
Spreadsheet to Create  
Narrative Descriptions*

---

*Notes*

---

---

---

---

---

---

---

---

---

---

# STEP TEN



*Write  
Your  
First  
Draft!*

---

*Notes*

---

---

---

---

---

---

---

---

---

---

# Notes Page



A grid of small, light gray dots arranged in a regular pattern, intended for writing notes.

# *Novel Tracker*

*Ideas, Thoughts,  
Comments*

## *Checklist for My Novel*

- \_\_\_\_\_
- \_\_\_\_\_
- \_\_\_\_\_
- \_\_\_\_\_
- \_\_\_\_\_
- \_\_\_\_\_
- \_\_\_\_\_

## *Notes*

---

---

---

---

---

---

---